

The Family Guide to Christmas Party Games

Volume 1



Family Games Treasurehouse

The Family Guide to Christmas Party Games

Volume 1

CONTENTS

Index	3
Games	4 - 32
Appendix	33 - 46




Copyright Notice

The contents of this ebook are covered by International copyright laws to the owner and publisher, Family Games Treasurehouse (<http://www.family-games-treasurehouse.com>). After downloading from our website, you may keep a copy of this PDF file on one computer and you may also make a printed copy for your own personal use. Please do NOT distribute this ebook in any form to anyone else, whether for free or for financial gain. You are not authorised to alter or copy this ebook in any way, by electronic, photocopy or any other method. Additional copies are available from the website. Thank you for respecting our rights in this matter. We appreciate your integrity.



Family Games Treasurehouse




Index

Name of Game	Page	Suits young children	Icebreaker game	Active	Preparation required?	Equipment needed?
M-E-R-R-Y C-H-R-I-S-T-M-A-S	4		✓			✓
All I Want For Christmas	5		✓			
What's It Worth?	6		✓		✓	✓
Do Not Step on the Holly	7	✓		✓		✓
Christmas Treasure	8			✓		✓
Christmas Bell Game	9	✓				✓
All Tied Up	10	✓		✓		✓
Christmas Card Hunt	11	✓		✓	✓	✓
Happy Christmas	12	✓				✓
Christmas Charades	13				✓	✓
Christmas Stocking Story	14	✓ Especially				
Pass the Stocking	15				✓	✓
Pin the Nose on Santa	16	✓ Especially			✓	✓
Christmas Memory Game	17				✓	✓
Snowman	18-19	✓				✓
Merry Christmas	20					✓
Merry Christmas Jumble	21				✓	✓
Blizzard Blast	22-23	✓		✓	✓	✓
Christmas Bells Game	24	✓		✓		✓
Christmas Secret	25	✓				✓
Christmas Word Jumbles	26	✓			✓	✓
Christmas Alphabet	27					✓
Christmas Word Game	28-29					✓
Christmas Songs Trivia	30-32					✓





Family Games Treasurehouse



M-E-R-R-Y C-H-R-I-S-T-M-A-S

Age: All ages

No. of Players: Large group

Equipment: Pens and paper for each player

Time: 10+ minutes

Aim: To get enough autographs.

M-E-R-R-Y C-H-R-I-S-T-M-A-S is a delightful ice breaker game, perfect for getting to know people at your next Christmas party.


1. Each player is given a piece of paper and a pen. They write the letters M-E-R-R-Y C-H-R-I-S-T-M-A-S down the side of the paper.
2. Players must then approach each other, seeking an autograph next to the fourteen written letters. However, you can only sign next to a letter if your first or last name includes that letter.
3. You may only sign next to **one** letter on a page unless there are not enough players, when you may sign twice.

M	
E	
R	
R	
Y	
C	
H	
R	
I	
S	
T	
M	
A	
S	





Family Games Treasurehouse



All I Want For Christmas

Age: All ages

No. of Players: Small or large group

Equipment: None

Time: 10+ minutes

Aim: To continue repeating the growing list.

All I Want For Christmas is another easy ice breaker game for your next Christmas party.


1. Participants sit in a circle. One player starts by saying the phrase, "All I Want for Christmas is..." and names one item.
2. The player on their left must say, "All (name of first player) wants for Christmas is..." before naming the first player's item, and then repeating the phrase with their own item.
3. Players take turns around the circle listing the name and gift each previous player wants, and adding their own.
4. Any player who cannot repeat the list is out.

Note: If players do not know each other very well, they can introduce themselves by saying, "My name is..." before they repeat the phrase and name their item.





Family Games Treasurehouse



What's It Worth?

Age: All ages

No. of Players: small or large group

Equipment: Each guest brings two gifts (one valuable and one useless) wrapped neatly; two standard decks of cards

Time: 10+ minutes

Aim: To have fun distributing gifts at a Christmas party.

What's It Worth? is an entertaining and fun gift giving games for your next Christmas party. You will need to organise this game with your guests a week, or more, before the party.


1. Each person should bring two gifts. One gift should be to an agreed value (for example, \$10) while the other should be worthless (like an old shoe or a used train ticket). The valuable gift should be suitable for males or females of any age, if possible. Both gifts should be wrapped neatly and in a way that disguises them, so no one can tell the difference between a valuable gift and a useless gift.
2. All gifts are placed together in one pile.
3. Each person chooses two playing cards from a deck of cards. (If there are more than 26 people, each person receives only one card but there are two rounds in the game.)
4. The master of ceremonies (MC) shuffles the second deck of cards and picks a card. If someone has the matching card they can choose and immediately open one gift from the pile, but not the one they brought. The MC continues to pick cards one at a time until every player has chosen two gifts.

Note: There is always the chance that a player will choose two worthless prizes or two valuable gifts. After the game is finished, players may like to swap gifts to make it fair for all players.





Family Games Treasurehouse



Do Not Step on the Holly

Age: All ages

No. of Players: 4 or more

Equipment: Green chalk or a cardboard/paper cut-out of a holly wreath; Christmas music and CD player

Time: 10+ minutes

Aim: To force other players to step on the wreath.


Do Not Step on the Holly is an energetic, active children's Christmas game which kids, adults and all groups will enjoy.

1. Draw a holly wreath on the floor with green chalk. (Alternatively, cut a wreath from cardboard or paper and tape it to the floor.)
2. Players form a circle around the wreath holding hands.
3. As a Christmas tune is played, they skip around the wreath and try to force each other to step on the wreath, without letting go their hands.
4. Any player who touches it is out of the game until only one player (the winner) is left.





Family Games Treasurehouse



Christmas Treasure

Age: All ages

No. of Players: 2 at a time

Equipment: Two blindfolds; a number of small Christmas 'treasures' (a small chocolate bar for example); table; timer

Time: Less than a minute per turn

Aim: To 'capture' the treasure.


Christmas Treasure is a hilarious and fun Christmas party game which can be enjoyed by everyone.

1. Two players are blindfolded, one with a small Christmas 'treasure' in their hand.
2. The players start on opposite corners of a table and must keep one hand on the table at all times.
3. The player with the treasure quietly moves around the table to avoid the other player who tries to sneak up and 'capture' the treasure by touching the first player on the top of the head within thirty seconds
4. If successful, the hunter gets to keep the treasure. Otherwise, the first player can keep it.
5. Two new players then take their turns at the table, until everyone has won a treasure.





Family Games Treasurehouse



Christmas Bell Game

Age: All ages

No. of Players: Large group

Equipment: Blindfold; a small bell

Time: 10+ minutes

Aim: To guess who has the bell hidden behind their back.


Christmas Bell Game is an entertaining Christmas party game for teens, kids and adults.

1. Players stand in a circle with their hands behind their backs while one player is blindfolded and stands in the middle. A player in the outside circle is given a small bell.
2. While the middle player sings a Christmas carol, the bell is rung and then silently passed to another player. This continues until the middle player finishes singing.
3. The blindfold is then removed and the middle player must try to guess who has the bell hidden behind their back.
4. If successful, they swap places. If not, they must try again.





Family Games Treasurehouse



All Tied Up

Age: All ages

No. of Players: large group

Equipment: A ball of red twine and a ball of green twine (make sure they're the same length)

Time: 10+ minutes

Aim: To be the winning team.


All Tied Up is a hilarious free Christmas game to play with friends and family.

1. Two teams of about eight players form two separate circles. One team is given a ball of red twine and the other team a ball of green twine.
2. At a given signal, the first player on each team starts by winding the twine once around themselves and passing it on to the next player who does the same.
3. This continues around each circle until one team (the winners) has finished unwinding the entire ball of twine and is all tied up!





Family Games Treasurehouse



Christmas Card Hunt

Age: All ages

No. of players: 4 or more

Equipment: A number of old Christmas cards (at least three per player).

Time: 10+ minutes

Aim: To find the most matching cards.

Christmas Card Hunt is a game suited to young children but able to be played by everyone.


Before the game begins, you will need to cut the Christmas cards in half through the middle. Place all the top halves of the cards in a box and spread the bottom parts around the room.

1. At a given signal, players take one piece of card from the box and try to find the matching half from those scattered around the room.
2. When a player finds the matching half, they can return to the box and choose another piece, until there are no more cards left.
3. The player with the greatest number of completed cards at the end of the game wins.





Family Games Treasurehouse



Happy Christmas

Age: All ages

No. of players: 4 or more

Equipment: None

Time: 5 minutes+

Aim: To be the last player in the game.

Happy Christmas is a simple game for young children and older players sitting around a table.


1. One player starts counting with "One". The player on their left counts "Two" and so on around the table. However, a player whose number is a multiple of five (that is, 5, 10, 15, 20, 25, 30, etc.) must say "Happy Christmas!" instead of their number.
2. If a player counts the wrong number, says a multiple of five, says "Happy Christmas!" at the wrong time or says "Merry Christmas!" by mistake, they are out of the game.
3. The last player left wins.

Variation: To make the game harder, you may choose to test players' mathematical skills by choosing multiples of 3, 4, 6 or 7 instead of 5.





Family Games Treasurehouse



Christmas Charades

Age: All ages

No. of Players: Small or large group divided into two teams

Equipment: Pieces of paper with Christmas related words or phrases written on each piece (For example, baby Jesus, Santa Claus, snowman, reindeer, manger, star, Christmas tree, tinsel, lights, etc.); a small box to put them in

Time: 10+ minutes

Aim: To try and guess the word being acted out.

Christmas Charades is a creative and fun Christmas group game when your friends and family gather together at Christmas.

Before the game begins, write a Christmas related word or phrase on small pieces of paper. Fold the pieces of paper and place them in a small box.


1. Players form into two teams.
2. One player from one team chooses a folded paper from the box. No one else looks at the paper. This player then acts out the word on his piece of paper. He is not permitted to speak at all.
3. The rest of his team have one minute to guess the word. If they guess correctly within the time limit they earn a point.
4. The second team has their turn.
5. Teams continue to alternate turns. The team which correctly guesses the most answers wins Christmas Charades.

Variations: Instead of words, use the titles of Christmas movies or books, or phrases from Christmas songs and carols. For example: It's a Wonderful Life, A Charlie Brown Christmas, Miracle on 34th Street, The Night Before Christmas, A Christmas Carol, The Little Drummer Boy.





Family Games Treasurehouse



Christmas Stocking Story

Age: Young children

No. of players: 3 or more

Equipment: None

Time: 5+ minutes

Aim: To respond at the right time during a Christmas story.


Christmas Stocking Story is a quiet, non-competitive Christmas game for young children. An adult who is a good story teller needs to lead the game.

1. Children sit on the floor in a circle. Each child should be given the name of an item that could be found in a traditional stocking. Examples include a teddy bear, doll, train, colouring book, etc. (If the game is played after their stockings are opened, you may like to mention specific items they received.)
2. An adult begins to tell a story. Every time a child's name is mentioned, or their item is referred to, that child must stand up and turn around before sitting back down. As the Christmas stocking story unfolds, the story-teller should try to include every child's name and item at least once.
3. Whenever the word "stocking" is mentioned, all the children should stand up, turn around and sit down.
4. There are no winners or losers in this game.





Family Games Treasurehouse



Pass the Stocking

Age: All ages

No. of Players: Small group

Equipment: A large Christmas stocking filled with Christmas items (candle, star, Christmas card, bauble, other ornaments, holly, candy, etc.); paper and pen for every player; large red ribbon

Time: 10+ minutes

Aim: To try and guess what is in the stocking


Pass the Stocking is an imaginative Christmas guessing game which will be popular with everyone. Before the party, fill the Christmas stocking with the Christmas items and tie it securely with the ribbon.

1. Hand out a pen and blank piece of paper to each player. The players sit around in a circle and write their names on the pieces of paper.
2. The leader will pass the stocking to the first player who feels around the outside of it trying to guess what is inside. She then passes it on to the next player. Once she has passed it on she writes down everything she has guessed.
3. The next player does the same and passes the stocking on before writing down their guesses.
4. Continue until all players have felt the stocking and written down what they think the stocking contains.
5. Collect all the pieces of paper. Open up the Christmas stocking and reveal the items one at a time to the players.
6. Read out each of the players' guesses (there should be some hilarious laughter). The player who got the most number of items correct is the winner.





Family Games Treasurehouse



Pin the Nose on Santa

Age: All ages (but especially for young children)

No. of Players: Small group

Equipment: A large picture or drawing of Santa (without his nose); enough red noses (cut out circles of red paper) for each player; tape or pins to hold the noses on; a blindfold

Time: 10+ minutes

Aim: To pin the nose in the correct position on Santa's face.

Pin the Nose on Santa turns a classic party game into a Christmas party winner.

1. Draw Santa's face on a large sheet of cardboard (or cut out a picture and paste onto cardboard). Cut out circles of red cardboard (or colour them in) with a pin in one end to use as Santa's nose, or use a cotton ball and a pin. If you prefer, you can use the printable Santa face (shown below) which is available as a full page printout in the appendix.




2. Children take turns to be blindfolded and attempt to pin the nose in the right place on Santa without hints from other players.

3. The place where they pin the nose is marked, with the closest to the correct position winning the game.





Family Games Treasurehouse



Christmas Memory Game

Age: All ages

No. of Players: Small or large group

Equipment: A tray; Christmas-related objects (For example, tinsel, star, cookie, candle, little tree, wrapping paper, ribbon, etc.); cloth to cover tray; paper and pen per player

Time: 10+ minutes

Aim: To guess the most number of items on the tray.


Christmas Memory Game is a popular game for Christmas get-togethers with friends, neighbours and family.

1. Players sit in a circle. They are given a pen and piece of paper.
2. Place the tray in the middle of the circle in view of all players.
3. Give everyone about thirty seconds to look at all the items before covering the tray with the cloth.
4. Allow the players two minutes to write down as many items as they can remember from the tray.
5. Uncover the tray and allow each person to count how many items they had correct.
6. The winner is the person with the most number of items.





Family Games Treasurehouse



Snowman

Age: All ages

No. of players: 4 or more players

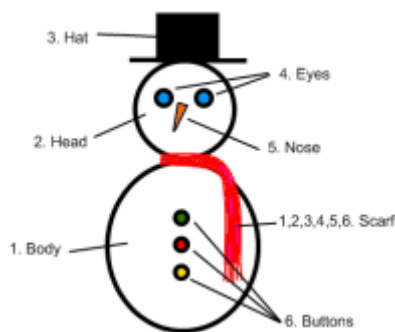
Equipment: One piece of paper and pen/pencil per player and one die per group

Time: 5+ minutes

Aim: To be the first player to draw a complete snowman by throwing the correct numbers on a die.

Snowman is a Christmas variation of the perennial favourite game of Beetle. A group of players (4 to 8 is good) sit around a table. An adult or older child may need to help young children.

1. Each player takes turns to throw the die once. (The plural of die is dice.) Depending on the number shown on the die, the player can add a different part to their drawing.
2. Players need to throw a 'one' before they can start in order to draw the body. During their next turn, they throw the die again and can add to their drawing, according to the drawing below and the table on the next page.




... continued on next page





Family Games Treasurehouse



Snowman (continued)

Number	Body Part	Number of Parts
1	Body	1
2	Head	1
3	Hat	1
4	Eyes	2
5	Carrot nose	1
6	Buttons	3
1, 2, 3, 4, 5, 6 in order	Scarf	1

3. Each player will need to throw a 'two' (head) before they can add the hat, eyes or nose. They will also need to throw a 'four' twice (once for each eye) and a 'six' three times (once for each button). Once you have drawn the rest of the diagram you will need to throw another 'one' before another 'two' and so forth up to 'six' to draw the scarf. It is not necessary to throw them in a row consecutively. For example, it would be okay to throw 1, 4, 4, 2, 1, 3, 5, 2, 4, 5, 2, 1, 6.

4. If a player has already drawn one part of the snowman and throw that number again, they forfeit their turn.


5. The first player to complete their drawing shouts 'Snowman!' and wins the game.

Note: There are printable copies of the drawing and the table in the appendix that can be cut out and distributed to each player or table.





Family Games Treasurehouse



Merry Christmas

Age: All ages

No. of Players: Any

Equipment: A piece of paper per player; a pen/pencil per player

Time: 5+ minutes

Aim: To make up the highest number of words.


Merry Christmas is a delightful Christmas party game for children, teens and adults.

1. Players are given a sheet of paper and a pen or pencil.
2. Each player write 'Merry Christmas' at the top of the page and then has five minutes to write as many words as possible using only the letters from those words. The letter 'R' can be used three times and 'M' and 'S' can be used twice, but all other letters can only be used once in any word.
3. After five minutes, players count the number of words, with the highest number winning a small prize.
4. You may like to award prizes to the player with the longest word, most unusual word, etc.





Family Games Treasurehouse



Merry Christmas Jumble

Age: All ages

No. of Players: Small or large group

Equipment: 15 small pieces of cardboard per team

Time: A few minutes

Aim: To be the first team to win.


Merry Christmas Jumble is an enjoyable team Christmas game for everyone.

1. The letters for "Merry Christmas!" are written on fifteen pieces of cardboard and mixed thoroughly in a box.
2. Each team is timed to see how long they take to assemble the phrase in the right order.
3. The team with the shortest time wins.





Family Games Treasurehouse



Blizzard Blast

Age: All ages

No. of players: Large groups

Equipment: Sheets of newspaper; ice; "snow skis" (see below); rolls of toilet paper; Christmas decorations (tinsel, balls, etc.)

Time: 10+ minutes

Aim: To be on the team that wins the most snow games in a warm-weather climate.

Blizzard Blast is lots of fun if you live in a warm-weather area where there is not much snow. The aim is to play a series of snow games. Players divide into two teams.


1. Teams line up on opposite sides of the room. A line is drawn down the centre of the room, using chalk or a length of rope. At a given signal the teams have a snow ball fight, using wads of rolled up newspaper, with the aim of throwing the 'snowballs' into the other team's territory. The team with the most snowballs in their area after three minutes loses.
2. Each team is given a block of ice - a two litre (four pint) bottle of water frozen in a freezer. Players have five minutes to melt the ice by rubbing it with their hands. The team with the smallest block wins.
3. The third of our Blizzard Blast games requires nerves of steel and feet of stone. Ten marbles are hidden in a large pan of crushed ice. One player from each team must find and remove the marbles using only their toes. The team who does this quickest wins.
4. Two players from each team must work together. One player holds a sheet of paper while the other player uses a pair of scissors and tries to cut out a snowflake from the sheet of paper without touching the paper with their other hand. The best snowflake wins.
5. One player on each team is chosen to be the "snowman". The other players wrap the snowman in a roll of toilet paper. A judge chooses the best snowman.

...continued on next page





Family Games Treasurehouse



Blizzard Blast (continued)


6. This is similar to the previous game except four players on each team stand back to back with their arms extended to form a "Christmas tree". (If you don't have enough players, you could use two players to form the tree.) The remaining players decorate the tree using a box of decorations. A judge determines the winning team.

7. Our final Blizzard Blast game can be played indoors or outdoors. Two sets of skis are needed for this game. You can make some skis by nailing old shoes to two long planks of wood or you could use real skis. Make sure any nails will not cause damage or an injury. Teams line up and must complete a slalom course from one end of the room to the other and back. The first team to complete the relay wins.





Family Games Treasurehouse



Christmas Bells Game

Age: All ages

No. of Players: Large group

Equipment: A small bell for each player; a small bell which is a different colour to the rest

Time: 10+ minutes

Aim: To be the last player remaining.


Christmas Bells Game is an amusing Christmas game, perfect for your next Christmas party.

1. Players are given a small bell that can be hidden in their hand. The bells are identical except that one is a different colour.
2. Players move around the room, approaching each other and saying "Jingle Bells".
3. The player who says "Jingle Bells" first must try to guess which of the other player's hands hides their bell. If successful, they swap bells.
4. Players cannot approach that player again until after they have approached another player.
5. After two minutes, the player with the coloured bell is out.
6. Play continues (with one less bell each round) until one player wins.





Family Games Treasurehouse



Christmas Secret

Age: All ages

No. of Players: Large group

Equipment: Chairs for each player to sit on, a wrapped Christmas box

Time: 10+ minutes

Aim: To try and guess the secret.

Christmas Secret is one of the trickiest Christmas games for groups. Enjoy it at your next Christmas party. Some players never work out the trick.

1. Players arrange their chairs in a circle.
2. The leader holds a wrapped Christmas box and says, "This Christmas I'm getting..." and completes the sentence, before throwing the parcel to someone else.
3. This player must also say, "This Christmas I'm getting..." and complete the sentence. However, there is a secret to what they can receive as a gift. If they guess the secret and name an appropriate gift they remain seated. Otherwise they must stand up.
4. The parcel is then thrown to another player who must also name an appropriate gift.
5. This continues until most players have worked out the secret.
6. A player who is standing can sit down if they name an appropriate gift. Some players never work out the trick. *Players should not reveal the secret at any time until the game is over.*

What is the secret? The gift is based on the players initials. For example, Catherine Thomas might receive a new set of Car Tyres (or Camomile Teabags, or Computer Tuition), while Ron Schultz might get some new Running Shoes.


Hint: You may need to tell another player the Christmas Secret either before or during the game so that the other players can get more of a hint.

Alternative secrets can include gifts that are: (i) four letters long; (ii) start with the letters in 'Christmas'; (iii) described while holding the Christmas box in your left hand; etc.





Family Games Treasurehouse



Christmas Word Jumbles

Age: All ages

No. of Players: Any number

Equipment: Pen; a sheet of jumbled Christmas words

Time: 5+ minutes

Aim: To rearrange the letters and find the words.

Christmas Word Jumbles are a set of puzzles, where the letters of common Christmas words are arranged in random order.

Before you play, you will need to print out one or more of the free Jumbles pages that can be found in the appendix. Print one page for each player. There are puzzles for different skill levels.

After you print out a puzzle, rearrange the letters to find some common words related to Christmas. For example, rearranging ELNO becomes NOEL.

NAME: _____

Christmas Word Jumbles
Easy Level

Unscramble these Christmas words:

1. SOLEVA _____
2. CLUPRD _____
3. ELUG _____
4. ATNVEI _____
5. YBSA _____
6. DZTI _____
7. GELHT _____
8. ELVTO _____
9. FTHQ _____
10. RTSE _____

© 2010 www.family-games-treasurehouse.com

Easy level #1
For younger children

NAME: _____

Christmas Word Jumbles
Medium Level

Unscramble these Christmas words:

1. IJGONREBAH _____
2. RGHSTTAH _____
3. AMRTOFR _____
4. SIBNEM _____
5. ATUVAUHGHC _____
6. ROPFHTS _____
7. OHLASBY _____
8. DUNCOG _____
9. HMOEVM _____
10. HETTSOLHE _____

© 2010 www.family-games-treasurehouse.com

Medium level #1
For older children or adults

NAME: _____

Christmas Word Jumbles
High Level

Unscramble these Christmas words:

1. EULLNDY _____
2. RICHENATSMACO _____
3. GUSNATSTH _____
4. MITHLARD _____
5. STYCHTORPHE _____
6. TOLLNETHVOUT _____
7. HIKONLGGP _____
8. CONGSHULET _____
9. AARLUNHANNIGAA _____
10. STREYAPRESCHEVM _____


© 2010 www.family-games-treasurehouse.com

Medium level #2
Another puzzle for older children or adults





Family Games Treasurehouse



Christmas Alphabet

Age: All ages

No. of Players: Small or large group

Equipment: Paper and pen per player

Time: 10+ minutes

Aim: To write down a Christmas-related word for each letter of the alphabet.


Your guests will enjoy playing **Christmas Alphabet** as they gather in your home this Christmas.

1. As your guests start arriving, give them a pen and a piece of paper with the letters of the alphabet written down the side of the paper.
2. Your guests must try and think of a word for each letter of the alphabet that has something to do with Christmas (For example, A = Adore; B = Baby; C = Carol, etc.).
3. The winner is the first person to complete all the letters.





Family Games Treasurehouse



Christmas Word Game

Age: Adults and older children

No. of Players: Any number

Equipment: Pen/pencil per player; copies of the games questions

Time: 5+ minutes

Aim: To find all the answers.

'Yule' love this **Christmas Word Game**. See if you can guess the answers to these fun questions. Print out one question sheet (which can be found in the appendix) for each player. Answers are at the end of the quiz.

Questions:

1. On December 24th, Adam's wife is known as _____ .
2. In Charles Dickens' "A Christmas Carol", Scrooge was visited by the Ghost of _____ .
3. An opinion survey in Alaska is called a _____ .
4. What does Santa Claus do with his three gardens? _____ .
5. What Christmas message do these letters convey? ABCDEFGHIJKMNOPQRSTUVWXYZ
ABCDEFGHIJKMNOPQRSTUVWXYZ


6. When the salt and pepper say "Hi!" to each other, they are passing on _____ .
7. A holy man bereft of coins in the USA could be called _____ .
8. When you cross a sheep with a cicada, you get a _____ .

...continued on next page





Family Games Treasurehouse



Christmas Word Game (continued)

9. A quiet medieval armour-wearer is a _____ .
10. A cat walking on the desert is bound to get _____ .
11. People who tell jokes on December 25 might be called _____ .
12. On December 25 actor O'Connor and actress Channing ("Hello Dolly!") are known as _____ .
13. What do Spanish sheep say when they wish each other a Merry Christmas?
_____ .

Answers:


1. Christmas Eve
2. Christmas Present
3. North Poll
4. Hoe, hoe, Hoe
5. Noel, Noel (no L, no L)
6. Seasons' Greetings
7. St Nickel-less
8. Bah! (or Baa!) Humbug!
9. Silent Knight
10. Sandy Claws
11. Christmas Cards
12. Christmas Carols
13. Fleece Navidad

Author unknown. Taken from John Mark Ministries website - <http://jmm.aaa.net.au/articles/7500.htm>





Family Games Treasurehouse



Christmas Songs Trivia

Age: All ages

No. of Players: Any number

Equipment: One pen/pencil and Trivia worksheet per person

Time: 10+ minutes

Aim: To test your knowledge of the common carols that we sing each Christmas.

Christmas Songs Trivia is a fantastic Christmas trivia game about the carols we love to sing each year. Players can compete individually or in teams.

Each player or group will need a copy of the Christmas Songs Trivia worksheet which is available in the appendix. The answers are also available in the appendix.

Questions


1. Complete the sentence: "Joy to the world, the Lord is come; Let earth receive ... "
[... her King]
2. The second verse of a common carol begins "Shepherds, why this jubilee? Why your joyous strains prolong?" How does the first verse begin?
[Angels we have heard on high, Sweetly singing o'er the plains]
3. What instrument was "Silent Night" written for?
[Guitar]
4. What is the chorus for "The First Noel"?
[Noel, Noel, Noel, Noel, Born is the King of Israel]
5. In the carol "Silent Night", how did the Child sleep?
[Sleep in heavenly peace]
6. What was the News! News! that made the Good Christian men rejoice?
[Jesus Christ is born today]
7. According to the carol, in what city "stood a lowly cattle shed"?
[Once in royal David's city]

...continued on next page





Family Games Treasurehouse



Christmas Songs Trivia (continued)


8. In "Away in a Manger", what looked down where Jesus lay?
[The stars in the bright sky]
9. What are the correct words for "While shepherds washed their socks at night"?
[While shepherds watched their flocks by night]
10. What does "Gloria in excelsis Deo" mean?
[Glory to God in the highest]
11. Complete the first line: "As with gladness men of old, Did the ..."
[... the guiding light behold]
12. With what three things were the good Christian men to rejoice?
[Heart and soul and voice]
13. Complete the missing words: "O ... , how still we see thee lie"
[Little town of Bethlehem]
14. What is the next word? "The first Noel, the angel did ..."
[... say]
15. According to the carol, "The First Noel", what season was it?
[Winter]
16. Which famous composer wrote the words for the carol "Joy to the World"?
[Isaac Watts]
17. "Stille Nacht" is the original German title for which common carol?
[Silent Night]
18. Which carol has the words "And heaven and nature sing" repeated as a chorus?
[Joy to the World]
19. How many times are the words "O come let us adore Him" said in the chorus to "O Come All Ye Faithful"?
[Three]

...continued on next page





Family Games Treasurehouse



Christmas Songs Trivia (continued)

20. "Go tell it on the mountain, Over the hills and everywhere, Go tell it on the mountain, That ..."
[... Jesus Christ is born]

21. Who sang "Glory to the new-born King; Peace on earth and mercy mild, God and sinner reconciled"?
[The herald angels]

22. Name the carol that has the line, "Above thy deep and dreamless sleep, The silent stars go by".
[O Little Town of Bethlehem]

23. According to "Away in a Manger", what happened to Jesus after the cattle were lowing and He awoke?
[No crying He makes]


24. Complete the line: "Christians awake! Salute the ..."
[... happy morn]

25. Who traversed afar over "field and fountain, moor and mountain"?
[We three Kings]





Family Games Treasurehouse




Appendix





Family Games Treasurehouse



Appendix

Pin the Nose on Santa (rules on page 16)	35
Snowman (rules on page 18)	36
Word Jumble 1 (rules on page 26)	37
Word Jumble 2 (rules on page 26)	38
Word Jumble 3 (rules on page 26)	39
<i>Answers to Word Jumbles</i>	40
Christmas Word Game (rules on page 28 - 29)	41
<i>Answers to Christmas Word Game</i>	42
Christmas Song Trivia (rules on pages 30 - 32)	43 - 45
<i>Answers to Christmas Song Trivia</i>	46




Pin the Nose on Santa



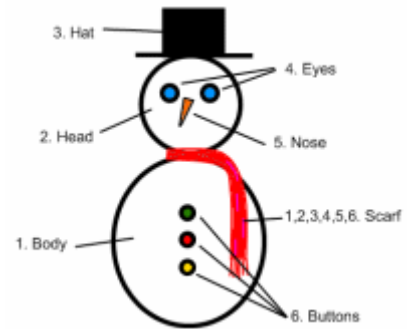


Family Games Treasurehouse

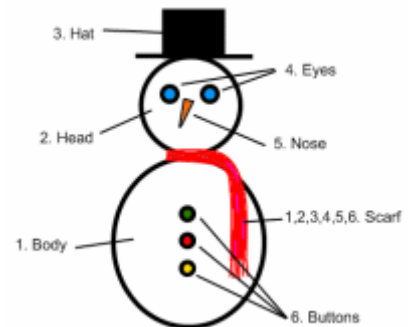


Snowman

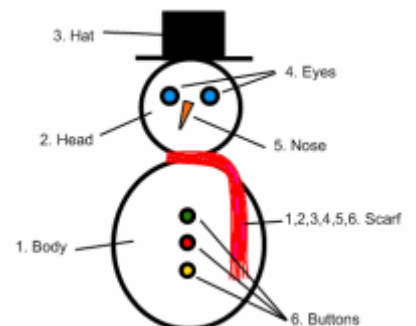
Number	Body Part	Number of Parts
1	Body	1
2	Head	1
3	Hat	1
4	Eyes	2
5	Carrot nose	1
6	Buttons	3
1, 2, 3, 4, 5, 6 in order	Scarf	1



Number	Body Part	Number of Parts
1	Body	1
2	Head	1
3	Hat	1
4	Eyes	2
5	Carrot nose	1
6	Buttons	3
1, 2, 3, 4, 5, 6 in order	Scarf	1




Number	Body Part	Number of Parts
1	Body	1
2	Head	1
3	Hat	1
4	Eyes	2
5	Carrot nose	1
6	Buttons	3
1, 2, 3, 4, 5, 6 in order	Scarf	1





Family Games Treasurehouse



Name: _____

Christmas Word Jumbles

Easy Level #1

Unscramble these Christmas words.

1. SGLENA _____

2. CLSARO _____

3. SEJUS _____

4. ATNDVE _____

5. YBBA _____

6. SGTFI _____

7. GSLHIT _____

8. SLNTIE _____


9. RTAS _____

10. RTEE _____





Family Games Treasurehouse



Name: _____

Christmas Word Jumbles

Medium Level #1

Unscramble these Christmas words.

1. IRGBGREDEAN _____

2. RSACSTIMH _____

3. ANTIDOTIR _____

4. SIMSAEH _____

5. ATCLNAUSAS _____

6. REPENSTS _____

7. OIHLASDY _____

8. OKEICOS _____


9. HMCIEYN _____

10. IETTSOLME _____





Family Games Treasurehouse



Name: _____

Christmas Word Jumbles

Medium Level #2

Unscramble these Christmas words.

1. EULLOGY _____

2. RICHDRATSMACS _____

3. GILENNTSITH _____

4. METHELHEB _____

5. STICADORONE _____

6. TOOLDETHWOJY _____

7. HIREDILSGE _____

8. CONGASHILET _____


9. ANREWNAYMIGAA _____

10. STIRTAPRISECHASM _____





Family Games Treasurehouse



Answers to Christmas Word Jumbles

Easy Level #1

- | | |
|-----------|--------|
| 1. SGLENA | Angels |
| 2. CLSARO | Carols |
| 3. SEJUS | Jesus |
| 4. ATNDVE | Advent |
| 5. YBBA | Baby |
| 6. SGTFI | Gifts |
| 7. GSLHIT | Lights |
| 8. SLNTIE | Tinsel |
| 9. RTAS | Star |
| 10. RTEE | Tree |

Medium Level #1


- | | |
|----------------|-------------|
| 1. IRGBGREDEAN | Gingerbread |
| 2. RSACSTIMH | Christmas |
| 3. ANTIDOTIR | Tradition |
| 4. SIMSAEH | Messiah |
| 5. ATCLNAUSAS | Santa Claus |
| 6. REPENSTS | Presents |
| 7. OIHLASDY | Holidays |
| 8. OKEICOS | Cookies |
| 9. HMCIEYN | Chimney |
| 10. IETTSOLME | Mistletoe |

Medium Level #2

- | | |
|----------------------|-------------------|
| 1. EULLOGY | Yule log |
| 2. RICHDRATSMACS | Christmas card |
| 3. GILENNTSITH | Silent Night |
| 4. METHELHEB | Bethlehem |
| 5. STICADORONE | Decorations |
| 6. TOOLDETHWOJY | Joy to the World |
| 7. HIREDILSGE | Sleigh Ride |
| 8. CONGASHILET | Angelic host |
| 9. ANREWNAYMIGAA | Away in a Manger |
| 10. STIRTAPRISECHASM | Christmas parties |



Family Games Treasurehouse



Name: _____

Christmas Word Game


'Yule' love this Christmas word game. See if you can guess the answers to these fun questions. In each sentence below, fill in the blank or blanks with an expression commonly used at Christmas time.

1. On December 24th, Adam's wife is known as _____ .
2. In Charles Dickens' A Christmas Carol, Scrooge was visited by the Ghost of _____ .
3. An opinion survey in Alaska is called a _____ .
4. What does Santa Claus do with his three gardens? _____ .
5. What Christmas message do these letters convey? ABCDEFGHIJKLMNOPQRSTUVWXYZ
ABCDEFGHIJKLMNOPQRSTUVWXYZ _____, _____
6. When the salt and pepper say "Hi!" to each other, they are passing on _____ .
7. A holy man bereft of change could be called _____ .
8. When you cross a sheep with a small, humming insect, you get a _____ .
9. A quiet medieval armour-wearer is a _____ .
10. A cat walking on the desert is bound to get _____ .
11. People who tell jokes on December 25 might be called _____ .
12. On December 25 actor O'Connor and actress Channing ("Hello Dolly!") are known as _____ .
13. What do Spanish sheep say when they wish each other a Merry Christmas?
_____ .





Family Games Treasurehouse



Answers to Christmas Word Game

Answers


1. Christmas Eve
2. Christmas Present
3. North Poll
4. Hoe, hoe, Hoe
5. Noel, Noel (no L, no L)
6. Seasons' Greetings
7. St Nickel-less
8. Bah! (or Baa!) Humbug!
9. Silent Knight
10. Sandy Claws
11. Christmas Cards
12. Christmas Carols
13. Fleece Navidad

- Author unknown





Family Games Treasurehouse



Name: _____

Christmas Songs Trivia

Answer the following questions:

1. Complete the sentence: "Joy to the world, the Lord is come; Let earth receive ... "

2. The second verse of a common carol begins "Shepherds, why this jubilee? Why your joyous strains prolong?" How does the first verse begin?

3. What instrument was "Silent Night" written for? _____

4. What is the chorus for "The First Noel"?

5. In the carol "Silent Night", how did the Child sleep? _____

6. What was the News! News! that made the Good Christian men rejoice?


7. According to the carol, in what city "stood a lowly cattle shed"?

8. In "Away in a Manger", what looked down where Jesus lay?





Family Games Treasurehouse



9. What are the correct words for "While shepherds washed their socks at night"?

10. What does "Gloria in excelsis Deo" mean?

11. Complete the first line: "As with gladness men of old, Did the ..."

12. With what three things were the good Christian men to rejoice?

13. Complete the missing words: "O ... , how still we see thee lie"

14. What is the next word? "The first Noel, the angel did ..."

15. According to the carol, "The First Noel", what season was it?

16. Which famous composer wrote the words for the carol "Joy to the World"?


17. "Stille Nacht" is the original German title for which common carol?

18. Which carol has the words "And heaven and nature sing" repeated as a chorus?





Family Games Treasurehouse



19. How many times are the words "O come let us adore Him" said in the chorus to "O Come All Ye Faithful"? _____

20. "Go tell it on the mountain, Over the hills and everywhere, Go tell it on the mountain, That ..." _____

21. Who sang "Glory to the new-born King; Peace on earth and mercy mild, God and sinner reconciled"? _____

22. Name the carol that has the line, "Above thy deep and dreamless sleep, The silent stars go by". _____

23. According to "Away in a Manger", what happened to Jesus after the cattle were lowing and He awoke? _____


24. Complete the line: "Christians awake! Salute the ..." _____

25. Who traversed afar over "Field and fountain, Moor and Mountain"?





Family Games Treasurehouse




Answers to Christmas Songs Trivia

1. ... her King
2. Angels we have heard on high, Sweetly singing o'er the plains
3. Guitar
4. Noel, Noel, Noel, Noel, Born is the King of Israel
5. Sleep in heavenly peace
6. Jesus Christ is born today
7. Once in royal David's city
8. The stars in the bright sky
9. While shepherds watched their flocks by night
10. Glory to God in the highest
11. ... the guiding light behold
12. Heart and soul and voice
13. Little town of Bethlehem
14. ... say
15. Winter
16. Isaac Watts
17. Silent Night
18. Joy to the World
19. Three
20. ... Jesus Christ is born
21. The herald angels
22. O Little Town of Bethlehem
23. No crying He makes
24. ... happy morn
25. We three Kings





Family Games Treasurehouse



This page intentionally left blank.



**If you have enjoyed
The Family Guide to Christmas Party Games,
why not check out Family Games Treasurehouse
<http://www.family-games-treasurehouse.com>
for lots more family-friendly games?**

